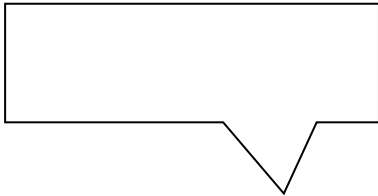
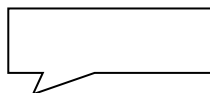



浙江大学



3170100000


2017







	1
1.	1
1.1	1
	
	
1.2	2
2.	4
2.1	4
2.2	4
3.	4
	5
	7
1.	7
1.1	7
	
	
1.2	7
2.	7
2.1	7
2.2	8
2.3	8
3.	8
3.1	8
3.2	8
	9
	11
1.	11

1.1	11
	
	
1.2	12
2.	12
2.1	12
2.2	12
	12
	15





1.



" " **Times New Roman**
1.5 0 0 2


" []"

1.

/

2.

1.1



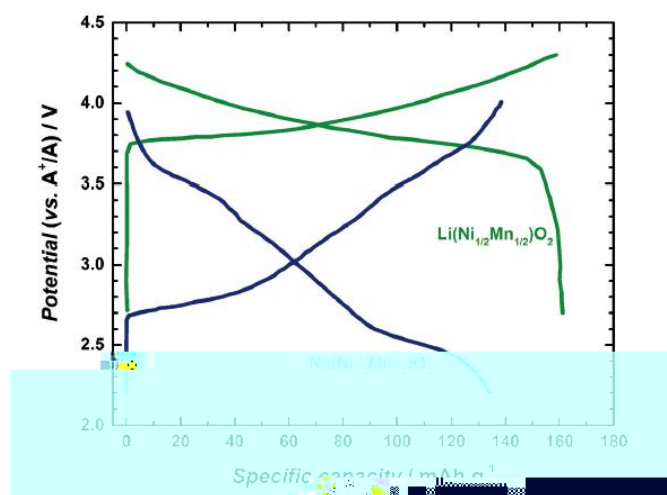
1.1.1



1.1.2



1.2



1.1

Fig.1.1

- ×

$S \pi r$

1.1

Tab.1.1

-

-

-

2.

2.1

2.2

3.

[1]

[2]

[3]

[4]

[5]

[6]

[7]

[8]

[9]

[10]


[11]

[12]

[13]

[14]






1.



1.1



1.1.1



“ ” “ ” “ ” “ ”

“ ”



2.1

Fig.2.1

“ ” “ ” “ ” “ ”

1.1.2

1.2

2.

2.1

2.2

2.3

3.

3.1

3.2

[1]

[2]

[3]


[4]

[5]

[6]

[7]





1.

1.1

1.1.1

1.1.2

1.2

2.

2.1

2.2

[1]

[2]

[3]





	10%	15%	5%
